

Market Report Analysis
South West Regional Chamber of Commerce
July 2025

Prepared by Hannah Shiflett

Table of Contents

- Executive Summary*.....4**
- Introduction*4**
 - South West Regional Chamber of Commerce4**
 - Objectives 4
 - Scope and Methodology5**
 - Scope of the Report 5
 - Methodology 5
 - Limitations 5
- Economic Landscape Overview*5**
 - Demographic Profile.....6**
- Bethel Park*6**
 - Labor Market and Employment Trends35**
 - Core Economic Indicators.....35**
- Industry Sector Analysis*36**
 - Overview36**
 - Contribution to local economy36**
 - Employment and Business Performance36**
 - Emerging trends and innovations36**
 - Growth Opportunities36**
 - Key Challenges or Constraints.....36**
 - Local case studies/success stories.....36**
- Media and Communications Landscape*.....36**
 - Current Platforms and Outreach.....36**
 - Traditional Media Usage and Costs36**
- Business Climate and Stakeholder Insights*36**
 - Survey Results and Community Feedback.....36**
- Advertising Environment*.....36**
 - Current Advertising Outlets 36
 - Typical Advertising Costs 37
- Competitive Positioning & Regional Benchmarking*.....38**

Executive Summary

Introduction

South West Regional Chamber of Commerce

The South West Regional Chamber of Commerce serves as a vital resource and advocate for businesses throughout the region. Committed to fostering economic growth, community development, and local entrepreneurship, the Chamber plays a central role in connecting businesses with opportunities, supporting innovation, and strengthening the regional economy. Through strategic partnerships, targeted programs, and policy advocacy, the South West Regional Chamber of Commerce works to create a thriving, resilient business environment for its members and the wider community.

They are located in Collier Township of Allegheny County in Pennsylvania and have been serving the region for nearly 100 years, making them one of the most established and experienced business support organizations in the area.

Objectives

The primary objective of this market report is to provide a comprehensive analysis of the local economic landscape in support of the South West Regional Chamber of Commerce's mission to foster business growth, community development, and strategic investment.

This report aims to:

- Identify key economic trends, industry performance, and workforce dynamics within the region.
- Assess the current business climate through both quantitative data and stakeholder feedback.
- Highlight opportunities for innovation, investment, and collaboration across sectors.
- Benchmark the region's competitiveness against peer communities to inform strategic positioning.
- Offer actionable recommendations to guide Chamber initiatives, inform policy advocacy, and support member businesses.

Ultimately, this analysis will serve as a decision-making resource for Chamber leadership, local businesses, public officials, and potential investors.

Scope and Methodology

This market report focuses on analyzing the economic conditions, business landscape, and community trends within the geographic area served by the South West Regional Chamber of Commerce. The findings are intended to support strategic planning, policy development, and regional growth initiatives.

Scope of the Report

- **Geographic Focus:** The analysis covers the full service area of the South West Regional Chamber of Commerce, including [insert specific cities, counties, or districts if applicable].
- **Time Frame:** Data reflects the most recent full calendar year, with historical comparisons spanning the past 3–5 years where relevant.
- **Target Audiences:** Chamber leadership, member businesses, prospective investors, policymakers, and community stakeholders.

Methodology

To develop this report, both quantitative and qualitative research methods were employed, including:

- **Public Data Sources:** U.S. Census Bureau, Bureau of Labor Statistics, state and local economic development agencies, and other relevant public datasets.
- **Internal Chamber Data:** Membership trends, business support services, and outreach metrics.
- **Surveys and Interviews:** Insights were gathered from local businesses, residents, and stakeholders through targeted surveys and structured interviews.
- **Comparative Benchmarking:** Regional performance was evaluated against peer communities to assess competitiveness and identify best practices.

Limitations

While meticulous efforts were made to guarantee the accuracy and relevance of the data, certain limitations may arise due to time delays in publicly accessible information, incomplete survey responses, or data unavailability at the local level. These limitations are explicitly acknowledged wherever applicable throughout the report.

Economic Landscape Overview

Demographic Profile

Bethel Park

Population as of 2020: 33,577

Race	
Total:	33577
White	30582
Black or African American	488
American Indian and Alaska Native	0
Asian	935
Native Hawaiian and Other Pacific Islander	9
Other Race	193
Bi-racial	1347

U.S. Census Bureau. "RACE." *Decennial Census, DEC Redistricting Data (PL 94-171), Table P1*, <https://data.census.gov/table/DECENNIALPL2020.P1?g=060XX00US4200306064>. Accessed on 7 Jul 2025.

Gender	
Male	16330
Female	16740

U.S. Census Bureau, U.S. Department of Commerce. "Age and Sex." *American Community Survey, ACS 5-Year Estimates Subject Tables, Table S0101*, <https://data.census.gov/table/ACSST5Y2023.S0101?g=060XX00US4200306064>. Accessed on 7 Jul 2025.

- Median age
 - 48.9
 - U.S. Census Bureau, U.S. Department of Commerce. "Age and Sex." *American Community Survey, ACS 5-Year Estimates Subject Tables, Table S0101*, <https://data.census.gov/table/ACSST5Y2023.S0101?g=060XX00US4200306064>. Accessed on 7 Jul 2025.
- Poverty Rate
 - **4.3%**
 - U.S. Census Bureau, U.S. Department of Commerce. "Poverty Status in the Past 12 Months." *American Community Survey, ACS 5-Year Estimates Subject Tables, Table S1701*,

<https://data.census.gov/table/ACSST5Y2023.S1701?g=060XX00US4200306064>. Accessed on 7 Jul 2025.

- Median household income

- **\$104,129**

- U.S. Census Bureau, U.S. Department of Commerce. "Income in the Past 12 Months (in 2023 Inflation-Adjusted Dollars)." *American Community Survey, ACS 5-Year Estimates Subject Tables, Table S1901*,

<https://data.census.gov/table/ACSST5Y2023.S1901?g=060XX00US4200306064>. Accessed on 7 Jul 2025.

- Median Property Value

- **273000**

- U.S. Census Bureau, U.S. Department of Commerce. "Financial Characteristics for Housing Units With a Mortgage." *American Community Survey, ACS 5-Year Estimates Subject Tables, Table S2506*,

<https://data.census.gov/table/ACSST5Y2023.S2506?t=Housing+Value+and+Purchase+Price&g=060XX00US4200306064>. Accessed on 7 Jul 2025.

- **Employed Status**

Employment Status	
Population 16 years and over	27937
In labor force	18192
Civilian labor force	18192
Employed	17565
Unemployed	627
Armed Forces	0
Not in labor force	9745

- U.S. Census Bureau, U.S. Department of Commerce. "Selected Economic Characteristics." *American Community Survey, ACS 5-Year Estimates Data Profiles, Table DP03*,

<https://data.census.gov/table/ACSDP5Y2023.DP03?t=Employment+and+Labor+Force+Status&g=060XX00US4200306064>. Accessed on 7 Jul 2025.

- **Race/Ethnic Background 2020**

Race	
Total:	33577
White	30582
Black or African American	488
American Indian and Alaska Native	0
Asian	935
Native Hawaiian and Other Pacific Islander	9

Other Race	193
Bi-racial	1347

- U.S. Census Bureau. "RACE." *Decennial Census, DEC Redistricting Data (PL 94-171), Table P1*, <https://data.census.gov/table/DECENNIALPL2020.P1?g=060XX00US4200306064>. Accessed on 7 Jul 2025.

- **Education**

- Refer to data sets

Education Attainment Age	
Population 18 to 24 years	1732
Less than high school graduate	162
High school graduate (includes equivalency)	698
Some college or associate's degree	451
Bachelor's degree or higher	421
Population 25 years and over	25318
Less than 9th grade	163
9th to 12th grade, no diploma	539
High school graduate (includes equivalency)	5317
Some college, no degree	3783
Associate's degree	2440
Bachelor's degree	8841
Graduate or professional degree	4235
High school graduate or higher	24616
Bachelor's degree or higher	13076
Population 25 to 34 years	3731
High school graduate or higher	3711
Bachelor's degree or higher	2540
Population 35 to 44 years	3681
High school graduate or higher	3592
Bachelor's degree or higher	2705
Population 45 to 64 years	9848
High school graduate or higher	9632
Bachelor's degree or higher	5021
Population 65 years and over	8058
High school graduate or higher	7681
Bachelor's degree or higher	2810

Education by Race and Gender		
White alone	11919	12071

High school graduate or higher	11628	11809
Bachelor's degree or higher	6450	6036
White alone, not Hispanic or Latino	11865	11921
High school graduate or higher	11600	11701
Bachelor's degree or higher	6431	5992
Black alone	167	219
High school graduate or higher	148	202
Bachelor's degree or higher	94	56
American Indian or Alaska Native alone	59	1
High school graduate or higher	59	1
Bachelor's degree or higher	0	1
Asian alone	199	285
High school graduate or higher	151	228
Bachelor's degree or higher	95	160
Native Hawaiian and Other Pacific Islander alone	0	0
High school graduate or higher	0	0
Bachelor's degree or higher	0	0
Some other race alone	8	0
High school graduate or higher	0	0
Bachelor's degree or higher	0	0
Two or more races	143	247
High school graduate or higher	143	247
Bachelor's degree or higher	96	88
Hispanic or Latino Origin	68	202
High school graduate or higher	34	160
Bachelor's degree or higher	19	86

- U.S. Census Bureau, U.S. Department of Commerce. "Educational Attainment." *American Community Survey, ACS 5-Year Estimates Subject Tables, Table S1501*, <https://data.census.gov/table/ACSST5Y2023.S1501?t=Education&g=060XX00US4200306064&moe=false>. Accessed on 7 Jul 2025.

- **Class of Worker**

Class of Worker	
Civilian employed population 16 years and over	17565
Private wage and salary workers	14544
Government workers	2301
Self-employed in own not incorporated business workers	720

Unpaid family workers	0
-----------------------	---

- U.S. Census Bureau, U.S. Department of Commerce. "Selected Economic Characteristics." *American Community Survey, ACS 5-Year Estimates Data Profiles, Table DP03*, <https://data.census.gov/table/ACSDP5Y2023.DP03?t=Employment+and+Labor+Force+Status&g=060XX00US4200306064>. Accessed on 7 Jul 2025.

- Occupation Sector

Occupation	
Civilian employed population 16 years and over	17565
Management, business, science, and arts occupations	9950
Service occupations	2199
Sales and office occupations	3386
Natural resources, construction, and maintenance occupations	992
Production, transportation, and material moving occupations	1038

- U.S. Census Bureau, U.S. Department of Commerce. "Selected Economic Characteristics." *American Community Survey, ACS 5-Year Estimates Data Profiles, Table DP03*, <https://data.census.gov/table/ACSDP5Y2023.DP03?t=Employment+and+Labor+Force+Status&g=060XX00US4200306064>. Accessed on 7 Jul 2025.

-

- Industry

Industry	
Civilian employed population 16 years and over	17565
Agriculture, forestry, fishing and hunting, and mining	5
Construction	42
Manufacturing	949
Wholesale trade	1269
Retail trade	244
Transportation and warehousing, and utilities	1925
Information	1121
Finance and insurance, and real estate and rental and leasing	402
Professional, scientific, and management, and administrative and waste management services	2233
Educational services, and health care and social assistance	2586
Arts, entertainment, and recreation, and accommodation and food services	4015
Other services, except public administration	1238
Public administration	749
	792

-
- U.S. Census Bureau, U.S. Department of Commerce. "Selected Economic Characteristics." *American Community Survey, ACS 5-Year Estimates Data Profiles, Table DP03*, <https://data.census.gov/table/ACSDP5Y2023.DP03?t=Employment+and+Labor+Force+Status&g=060XX00US4200306064>. Accessed on 7 Jul 2025.
-
- **Median earnings gender**
 - **Female: 52,083**
 - **Male: 75,184**
 - U.S. Census Bureau, U.S. Department of Commerce. "Earnings in the Past 12 Months (in 2023 Inflation-Adjusted Dollars)." *American Community Survey, ACS 5-Year Estimates Subject Tables, Table S2001*, <https://data.census.gov/table/ACSST5Y2023.S2001?t=Income+and+Earnings&g=060XX00US4200306064>. Accessed on 7 Jul 2025.

Bridgeville

- **Populations 2023**
 - **4,804**
 - U.S. Census Bureau. "RACE." *Decennial Census, DEC Redistricting Data (PL 94-171), Table P1*, <https://data.census.gov/table/DECENNIALPL2020.P1?g=160XX00US4208624>. Accessed on 12 Jun 2025.
 -
- **Median age**
 - **42.9**
 - U.S. Census Bureau, U.S. Department of Commerce. "Age and Sex." *American Community Survey, ACS 5-Year Estimates Subject Tables, Table S0101*, <https://data.census.gov/table/ACSST5Y2023.S0101?g=160XX00US4208624>. Accessed on 12 Jun 2025.
- **Poverty Rate**
 - **10.3%**
 - U.S. Census Bureau, U.S. Department of Commerce. "Poverty Status in the Past 12 Months." *American Community Survey, ACS 5-Year Estimates Subject Tables, Table S1701*, <https://data.census.gov/table/ACSST5Y2023.S1701?g=160XX00US4208624>. Accessed on 12 Jun 2025.
- **Median household income**
 - **60,156**
 - U.S. Census Bureau, U.S. Department of Commerce. "Income in the Past 12 Months (in 2023 Inflation-Adjusted Dollars)." *American Community Survey, ACS 5-Year Estimates Subject Tables, Table S1901*,

<https://data.census.gov/table/ACSST5Y2023.S1901?g=160XX00US4208624>
4. Accessed on 12 Jun 2025.

- **Median Property Value**

- 163,700
- U.S. Census Bureau, U.S. Department of Commerce. "Selected Housing Characteristics." *American Community Survey, ACS 5-Year Estimates Data Profiles, Table DP04*, <https://data.census.gov/table/ACSDP5Y2023.DP04?g=160XX00US4208624> . Accessed on 12 Jun 2025.

- **Employed Status**

EMPLOYMENT STATUS	
Population 16 years and over	4107
In labor force	2735
Civilian labor force	2735
Employed	2550
Unemployed	185
Armed Forces	0
Not in labor force	1372

- U.S. Census Bureau, U.S. Department of Commerce. "Employment Status." *American Community Survey, ACS 5-Year Estimates Subject Tables, Table S2301*, <https://data.census.gov/table/ACSST5Y2023.S2301?t=Employment+and+Labor+Force+Status&g=160XX00US4208624>. Accessed on 16 Jun 2025.

- **Race/Ethnic Background 2020**

Bridgeville Borough Race/Ethnicity	
Total	4,254
Black/African American	201
Indigenous/ Alaska Native	2
Asian	60
Native Hawaiian and other Pacific Islander	0
Other	47
Bi-racial	219
Three or more	16
Four or more	5

- U.S. Census Bureau. "RACE." *Decennial Census, DEC Redistricting Data (PL 94-171), Table P1*, <https://data.census.gov/table/DECENNIALPL2020.P1?g=160XX00US4208624>. Accessed on 12 Jun 2025.

-

- **Gender**

Gender

Male	2,313
Female	2,424

- o U.S. Census Bureau, U.S. Department of Commerce. "Age and Sex." *American Community Survey, ACS 5-Year Estimates Subject Tables, Table S0101*, <https://data.census.gov/table/ACSST5Y2023.S0101?t=Age+and+Sex&g=160XX00US4208624>. Accessed on 12 Jun 2025.

- Education

Education by Age	
Population 18 to 24 years	332
Less than high school graduate	44
High school graduate (includes equivalency)	158
Some college or associate's degree	130
Bachelor's degree or higher	0
Population 25 years and over	3647
Less than 9th grade	38
9th to 12th grade, no diploma	110
High school graduate (includes equivalency)	1398
Some college, no degree	624
Associate's degree	349
Bachelor's degree	777
Graduate or professional degree	351
High school graduate or higher	3499
Bachelor's degree or higher	1128
Population 25 to 34 years	776
High school graduate or higher	748
Bachelor's degree or higher	437
Population 35 to 44 years	719
High school graduate or higher	719
Bachelor's degree or higher	281
Population 45 to 64 years	1110
High school graduate or higher	1048
Bachelor's degree or higher	233
Population 65 years and over	1042
High school graduate or higher	984
Bachelor's degree or higher	177

o

Education by Race		
White alone	1545	1824

High school graduate or higher	1492	1768
Bachelor's degree or higher	430	597
White alone, not Hispanic or Latino	1545	1824
High school graduate or higher	1492	1768
Bachelor's degree or higher	430	597
Black alone	97	97
High school graduate or higher	93	63
Bachelor's degree or higher	38	26
American Indian or Alaska Native alone	0	0
High school graduate or higher	0	0
Bachelor's degree or higher	0	0
Asian alone	0	0
High school graduate or higher	0	0
Bachelor's degree or higher	0	0
Native Hawaiian and Other Pacific Islander alone	0	0
High school graduate or higher	0	0
Bachelor's degree or higher	0	0
Some other race alone	19	6
High school graduate or higher	18	6
Bachelor's degree or higher	18	6
Two or more races	33	26
High school graduate or higher	33	26
Bachelor's degree or higher	13	0
Hispanic or Latino Origin	1	0
High school graduate or higher	0	0
Bachelor's degree or higher	0	0

○

- U.S. Census Bureau, U.S. Department of Commerce. "Educational Attainment." *American Community Survey, ACS 5-Year Estimates Subject Tables, Table S1501*, <https://data.census.gov/table/ACSST5Y2023.S1501?t=Educational+Attainment&q=160XX00US4208624>. Accessed on 16 Jun 2025.

- Class of Worker

Class of Worker	
Civilian employed population 16 years and over	2550
Private wage and salary workers	2244
Government workers	196
Self-employed in own not incorporated business workers	110
Unpaid family workers	0

- U.S. Census Bureau, U.S. Department of Commerce. "Occupation by Sex for the Civilian Employed Population 16 Years and Over." *American Community Survey, ACS 5-Year Estimates Subject Tables, Table S2401*, <https://data.census.gov/table/ACSST5Y2023.S2401?t=Occupation&g=160XX00US4208624>. Accessed on 12 Jun 2025.

○

- Occupation Sector

Occupation	
Civilian employed population 16 years and over	2550
Management, business, science, and arts occupations	974
Service occupations	518
Sales and office occupations	574
Natural resources, construction, and maintenance occupations	96
Production, transportation, and material moving occupations	388

- U.S. Census Bureau, U.S. Department of Commerce. "Occupation by Sex for the Civilian Employed Population 16 Years and Over." *American Community Survey, ACS 5-Year Estimates Subject Tables, Table S2401*, <https://data.census.gov/table/ACSST5Y2023.S2401?t=Occupation&g=160XX00US4208624>. Accessed on 12 Jun 2025.

○

- Industry

Industry	
Civilian employed population 16 years and over	2550
Agriculture, forestry, fishing and hunting, and mining	13
Construction	82
Manufacturing	413
Wholesale trade	21
Retail trade	342
Transportation and warehousing, and utilities	126
Information	12
Finance and insurance, and real estate and rental and leasing	176
Professional, scientific, and management, and administrative and waste management services	285
Educational services, and health care and social assistance	630
Arts, entertainment, and recreation, and accommodation and food services	186
Other services, except public administration	179
Public administration	85

- U.S. Census Bureau, U.S. Department of Commerce. "Selected Economic Characteristics." *American Community Survey, ACS 5-Year Estimates Data Profiles, Table DP03*, <https://data.census.gov/table/ACSDP5Y2023.DP03?t=Industry&g=160XX00US4208624>. Accessed on 12 Jun 2025.
-
- Median earnings gender
 - **62,206 Male**
 - **41,768 Female**
 - **Av. 60,586**
 - U.S. Census Bureau, U.S. Department of Commerce. "Occupation by Sex and Median Earnings in the Past 12 Months (in 2023 Inflation-Adjusted Dollars) for the Civilian Employed Population 16 Years and Over." *American Community Survey, ACS 5-Year Estimates Subject Tables, Table S2411*, <https://data.census.gov/table/ACSST5Y2023.S2411?t=Age+and+Sex:Income+and+Earnings&g=160XX00US4208624&moe=false>. Accessed on 12 Jun 2025.

Carnegie

- Populations 2023
 - **8134**
 - U.S. Census Bureau. "RACE." *Decennial Census, DEC Redistricting Data (PL 94-171), Table P1*, <https://data.census.gov/table/DECENNIALPL2020.P1?g=160XX00US4211336>. Accessed on 12 Jun 2025.
 -
- Median age
 - **41.7**
 - U.S. Census Bureau, U.S. Department of Commerce. "Age and Sex." *American Community Survey, ACS 5-Year Estimates Subject Tables, Table S0101*, <https://data.census.gov/table/ACSST5Y2023.S0101?g=160XX00US4211336>. Accessed on 12 Jun 2025.
 -
- Poverty Rate
 - **10.5%**
 - U.S. Census Bureau, U.S. Department of Commerce. "Poverty Status in the Past 12 Months." *American Community Survey, ACS 5-Year Estimates Subject Tables, Table S1701*, <https://data.census.gov/table/ACSST5Y2023.S1701?g=160XX00US4211336>. Accessed on 12 Jun 2025.
 -
- Median household income
 - **\$62,327**

- U.S. Census Bureau, U.S. Department of Commerce. "Income in the Past 12 Months (in 2023 Inflation-Adjusted Dollars)." *American Community Survey, ACS 5-Year Estimates Subject Tables, Table S1901*, <https://data.census.gov/table/ACSST5Y2023.S1901?g=160XX00US4211336>. Accessed on 12 Jun 2025.

○

- **Median Property Value**

- **177,000**
- U.S. Census Bureau, U.S. Department of Commerce. "Financial Characteristics for Housing Units With a Mortgage." *American Community Survey, ACS 5-Year Estimates Subject Tables, Table S2506*, <https://data.census.gov/table/ACSST5Y2023.S2506?t=Housing+Value+and+Purchase+Price&g=160XX00US4211336>. Accessed on 16 Jun 2025.

- **Employed Status**

Employment Status	
Total	6741
In labor force	4988
Civilian labor force	4988
Employed	4801
Unemployed	187
Armed Forces	0
Not in labor force	1753

- U.S. Census Bureau, U.S. Department of Commerce. "Selected Economic Characteristics." *American Community Survey, ACS 5-Year Estimates Data Profiles, Table DP03*, <https://data.census.gov/table/ACSDP5Y2023.DP03?t=Employment&g=160XX00US4211336>. Accessed on 16 Jun 2025.

○

- **Race/Ethnic Background 2020**

Race	
White	6408
Black/ African American	581
American Indian/ Alaska Native	23
Asian	486
Native Hawaiian/ Other Pacific Islander	2
Other	109
Population of two or more races:	525

- U.S. Census Bureau. "RACE." *Decennial Census, DEC Redistricting Data (PL 94-171), Table P1*, <https://data.census.gov/table/DECENNIALPL2020.P1?g=160XX00US4211336>. Accessed on 12 Jun 2025.

- Gender

Gender	
Male	3985
Female	4030

- U.S. Census Bureau, U.S. Department of Commerce. "Age and Sex." *American Community Survey, ACS 5-Year Estimates Subject Tables, Table S0101*, <https://data.census.gov/table/ACSST5Y2023.S0101?g=160XX00US4211336&moe=false>. Accessed on 16 Jun 2025.x

- Education

Education Attainment Age	
Population 18 to 24 years	389
Less than high school graduate	28
High school graduate (includes equivalency)	76
Some college or associate's degree	116
Bachelor's degree or higher	169
Population 25 years and over	6288
Less than 9th grade	229
9th to 12th grade, no diploma	145
High school graduate (includes equivalency)	1717
Some college, no degree	1217
Associate's degree	734
Bachelor's degree	1619
Graduate or professional degree	627
High school graduate or higher	5914
Bachelor's degree or higher	2246
Population 25 to 34 years	1362
High school graduate or higher	1285
Bachelor's degree or higher	765
Population 35 to 44 years	1154
High school graduate or higher	1029
Bachelor's degree or higher	517
Population 45 to 64 years	2081
High school graduate or higher	1999
Bachelor's degree or higher	678
Population 65 years and over	1691
High school graduate or higher	1601
Bachelor's degree or higher	286

○

Education by Race

White alone	5418	2511
High school graduate or higher	5136	2313
Bachelor's degree or higher	1895	844
White alone, not Hispanic or Latino	5368	2463
High school graduate or higher	5128	2307
Bachelor's degree or higher	1889	838
Black alone	417	156
High school graduate or higher	385	150
Bachelor's degree or higher	86	74
American Indian or Alaska Native alone	23	21
High school graduate or higher	23	21
Bachelor's degree or higher	21	21
Asian alone	212	133
High school graduate or higher	179	100
Bachelor's degree or higher	159	100
Native Hawaiian and Other Pacific Islander alone	0	0
High school graduate or higher	0	0
Bachelor's degree or higher	0	0
Some other race alone	1	1
High school graduate or higher	0	0
Bachelor's degree or higher	0	0
Two or more races	217	70
High school graduate or higher	191	70
Bachelor's degree or higher	85	34
Hispanic or Latino Origin	98	79
High school graduate or higher	55	36
Bachelor's degree or higher	36	36

○

- U.S. Census Bureau, U.S. Department of Commerce. "Educational Attainment." *American Community Survey, ACS 5-Year Estimates Subject Tables, Table S1501*, <https://data.census.gov/table/ACSST5Y2023.S1501?t=Education&g=160XX00US4211336>. Accessed on 16 Jun 2025.

- **Class of Worker**

Class of Worker	
Civilian employed population 16 years and over	4801
Private wage and salary workers	4231
Government workers	414
Self-employed in own not incorporated business workers	131

- U.S. Census Bureau, U.S. Department of Commerce. "Selected Economic Characteristics." *American Community Survey, ACS 5-Year Estimates Data Profiles, Table DP03*, <https://data.census.gov/table/ACSDP5Y2023.DP03?t=Employment&g=160XX00US4211336>. Accessed on 16 Jun 2025.

○

- Occupation Sector

Occupation	
Civilian employed population 16 years and over	4801
Management, business, science, and arts occupations	2157
Service occupations	609
Sales and office occupations	1142
Natural resources, construction, and maintenance occupations	322
Production, transportation, and material moving occupations	571

- U.S. Census Bureau, U.S. Department of Commerce. "Selected Economic Characteristics." *American Community Survey, ACS 5-Year Estimates Data Profiles, Table DP03*, <https://data.census.gov/table/ACSDP5Y2023.DP03?t=Employment&g=160XX00US4211336>. Accessed on 16 Jun 2025.

- Industry

Industry	
Civilian employed population 16 years and over	4801
Agriculture, forestry, fishing and hunting, and mining	49
Construction	170
Manufacturing	302
Wholesale trade	143
Retail trade	600
Transportation and warehousing, and utilities	314
Information	218
Finance and insurance, and real estate and rental and leasing	550
Professional, scientific, and management, and administrative and waste management services	669
Educational services, and health care and social assistance	1014
Arts, entertainment, and recreation, and accommodation and food services	458
Other services, except public administration	135
Public administration	179

- U.S. Census Bureau, U.S. Department of Commerce. "Selected Economic Characteristics." *American Community Survey, ACS 5-Year Estimates Data Profiles, Table DP03*,

<https://data.census.gov/table/ACSDP5Y2023.DP03?t=Employment&g=160XX00US4211336>. Accessed on 16 Jun 2025.

- Median earnings gender
 - Male: 57,234
 - Female 44,492
 - Avg: 49,167

Collier

- Populations 2023
 - 8,935
 - U.S. Census Bureau. "RACE." *Decennial Census, DEC Redistricting Data (PL 94-171), Table P1*, <https://data.census.gov/table/DECENNIALPL2020.P1?g=060XX00US4200315216>. Accessed on 16 Jun 2025.
- Median age
 - 49.5
 - U.S. Census Bureau, U.S. Department of Commerce. "Age and Sex." *American Community Survey, ACS 5-Year Estimates Subject Tables, Table S0101*, <https://data.census.gov/table/ACSST5Y2023.S0101?t=Age+and+Sex&g=060XX00US4200315216>. Accessed on 16 Jun 2025.
- Poverty Rate
 - 4.7%
 - U.S. Census Bureau, U.S. Department of Commerce. "Age and Sex." *American Community Survey, ACS 5-Year Estimates Subject Tables, Table S0101*, <https://data.census.gov/table/ACSST5Y2023.S0101?t=Age+and+Sex&g=060XX00US4200315216>. Accessed on 16 Jun 2025.
- Median household income
 - **\$102,513**
 - U.S. Census Bureau, U.S. Department of Commerce. "Income in the Past 12 Months (in 2023 Inflation-Adjusted Dollars)." *American Community Survey, ACS 5-Year Estimates Subject Tables, Table S1901*, <https://data.census.gov/table/ACSST5Y2023.S1901?g=060XX00US4200315216>. Accessed on 16 Jun 2025.
 -
- Median Property Value
 - 334,800
 - U.S. Census Bureau, U.S. Department of Commerce. "Selected Housing Characteristics." *American Community Survey, ACS 5-Year Estimates Data Profiles, Table DP04*, <https://data.census.gov/table/ACSDP5Y2023.DP04?g=060XX00US4200315216>. Accessed on 16 Jun 2025.
 -

- **Employed Status**
 - **Refer to Data sets**
 - U.S. Census Bureau, U.S. Department of Commerce. "Age and Sex." *American Community Survey, ACS 5-Year Estimates Subject Tables, Table S0101*,
<https://data.census.gov/table/ACSST5Y2023.S0101?g=060XX00US4200315216&moe=false>. Accessed on 16 Jun 2025.
 -
- **Race/Ethnic Background 2020**
 - **Refer to Data Sets**
 - U.S. Census Bureau. "RACE." *Decennial Census, DEC Redistricting Data (PL 94-171), Table P1*,
<https://data.census.gov/table/DECENNIALPL2020.P1?g=060XX00US4200315216>. Accessed on 16 Jun 2025.
- **Gender**
 - **Refer to Data Sets**
 - U.S. Census Bureau, U.S. Department of Commerce. "Age and Sex." *American Community Survey, ACS 5-Year Estimates Subject Tables, Table S0101*,
<https://data.census.gov/table/ACSST5Y2023.S0101?g=060XX00US4200315216&moe=false>. Accessed on 16 Jun 2025.
 -
- **Education**
 - **Refer to data sets**
 - U.S. Census Bureau, U.S. Department of Commerce. "Educational Attainment." *American Community Survey, ACS 5-Year Estimates Subject Tables, Table S1501*,
<https://data.census.gov/table/ACSST5Y2023.S1501?t=Education&g=060XX00US4200315216&moe=false>. Accessed on 16 Jun 2025.
 -
- **Class of Worker**
 - **Refer to Data Sets**
 - U.S. Census Bureau, U.S. Department of Commerce. "Selected Economic Characteristics." *American Community Survey, ACS 5-Year Estimates Data Profiles, Table DP03*,
<https://data.census.gov/table/ACSDP5Y2023.DP03?t=Employment&g=060XX00US4200315216>. Accessed on 16 Jun 2025.
 -
- **Occupation Sector**
 - **Refer to Data Sets**
 - U.S. Census Bureau, U.S. Department of Commerce. "Selected Economic Characteristics." *American Community Survey, ACS 5-Year Estimates Data Profiles, Table DP03*,
<https://data.census.gov/table/ACSDP5Y2023.DP03?t=Employment&g=060XX00US4200315216>. Accessed on 16 Jun 2025.
 -
- **Industry**

- Refer to Data Sets
- U.S. Census Bureau, U.S. Department of Commerce. "Selected Economic Characteristics." *American Community Survey, ACS 5-Year Estimates Data Profiles, Table DP03*, <https://data.census.gov/table/ACSDP5Y2023.DP03?t=Employment&g=060XX00US4200315216>. Accessed on 16 Jun 2025.
- Median earnings gender

Crafton

- Populations 2023
 - 6,099
 - U.S. Census Bureau. "RACE." *Decennial Census, DEC Redistricting Data (PL 94-171), Table P1*, <https://data.census.gov/table/DECENNIALPL2020.P1?g=060XX00US4200316848>. Accessed on 16 Jun 2025.
- Median age
 - 40.6
 - U.S. Census Bureau, U.S. Department of Commerce. "Age and Sex." *American Community Survey, ACS 5-Year Estimates Subject Tables, Table S0101*, <https://data.census.gov/table/ACSST5Y2023.S0101?g=060XX00US4200316848&moe=false&tp=false>. Accessed on 16 Jun 2025.
- Poverty Rate
 - **8.4%**
- Median household income
 - \$71,458
 - U.S. Census Bureau, U.S. Department of Commerce. "Income in the Past 12 Months (in 2023 Inflation-Adjusted Dollars)." *American Community Survey, ACS 5-Year Estimates Subject Tables, Table S1901*, <https://data.census.gov/table/ACSST5Y2023.S1901?g=160XX00US4216848>. Accessed on 1 Jul 2025.
- Median Property Value
 - 189900
 - U.S. Census Bureau, U.S. Department of Commerce. "Financial Characteristics for Housing Units With a Mortgage." *American Community Survey, ACS 5-Year Estimates Subject Tables, Table S2506*, <https://data.census.gov/table/ACSST5Y2023.S2506?t=Housing+Value+and+Purchase+Price&g=160XX00US4216848>. Accessed on 1 Jul 2025.
 -
- Employed Status
 - U.S. Census Bureau, U.S. Department of Commerce. "Selected Economic Characteristics." *American Community Survey, ACS 5-Year*

Estimates Data Profiles, Table DP03,
<https://data.census.gov/table/ACSDP5Y2023.DP03?t=Employment+and+Labor+Force+Status&g=160XX00US4216848>. Accessed on 7 Jul 2025.

- **Race/Ethnic Background 2020**
 - Refer to Data Sets
 - U.S. Census Bureau. "RACE." *Decennial Census, DEC Redistricting Data (PL 94-171), Table P1,*
<https://data.census.gov/table/DECENNIALPL2020.P1?g=060XX00US4200316848>. Accessed on 16 Jun 2025.
- **Gender**
 - Refer to Data Sets
 - U.S. Census Bureau, U.S. Department of Commerce. "Age and Sex." *American Community Survey, ACS 5-Year Estimates Subject Tables, Table S0101,*
<https://data.census.gov/table/ACSST5Y2023.S0101?g=060XX00US4200316848&moe=false&tp=false>. Accessed on 16 Jun 2025.
 -
- **Education**
 - Refer to data sets
- **Class of Worker**
- U.S. Census Bureau, U.S. Department of Commerce. "Selected Economic Characteristics." *American Community Survey, ACS 5-Year Estimates Data Profiles, Table DP03,*
<https://data.census.gov/table/ACSDP5Y2023.DP03?t=Employment+and+Labor+Force+Status&g=160XX00US4216848>. Accessed on 7 Jul 2025.
 -
- **Occupation Sector**
- U.S. Census Bureau, U.S. Department of Commerce. "Selected Economic Characteristics." *American Community Survey, ACS 5-Year Estimates Data Profiles, Table DP03,*
<https://data.census.gov/table/ACSDP5Y2023.DP03?t=Employment+and+Labor+Force+Status&g=160XX00US4216848>. Accessed on 7 Jul 2025.
 -
- **Industry**
- U.S. Census Bureau, U.S. Department of Commerce. "Selected Economic Characteristics." *American Community Survey, ACS 5-Year Estimates Data Profiles, Table DP03,*
<https://data.census.gov/table/ACSDP5Y2023.DP03?t=Employment+and+Labor+Force+Status&g=160XX00US4216848>. Accessed on 7 Jul 2025.
 -
- Median earnings gender

Heidelberg

- Populations 2023

- 1,288
- U.S. Census Bureau. "RACE." *Decennial Census, DEC Redistricting Data (PL 94-171), Table P1*, <https://data.census.gov/table/DECENNIALPL2020.P1?g=060XX00US4200333592>. Accessed on 7 Jul 2025.
 -
- Median age
 - **47.4**
 - U.S. Census Bureau, U.S. Department of Commerce. "Age and Sex." *American Community Survey, ACS 5-Year Estimates Subject Tables, Table S0101*, <https://data.census.gov/table/ACSST5Y2023.S0101?g=060XX00US4200333592>. Accessed on 7 Jul 2025.
 -
- Poverty Rate
 - **7.0%**
 - U.S. Census Bureau, U.S. Department of Commerce. "Poverty Status in the Past 12 Months." *American Community Survey, ACS 5-Year Estimates Subject Tables, Table S1701*, <https://data.census.gov/table/ACSST5Y2023.S1701?g=060XX00US4200333592>. Accessed on 7 Jul 2025.
-
- Median household income
 - **\$64,804**
 - U.S. Census Bureau, U.S. Department of Commerce. "Income in the Past 12 Months (in 2023 Inflation-Adjusted Dollars)." *American Community Survey, ACS 5-Year Estimates Subject Tables, Table S1901*, <https://data.census.gov/table/ACSST5Y2023.S1901?g=060XX00US4200333592>. Accessed on 7 Jul 2025.
 -
- Median Property Value
 - 181300
 - U.S. Census Bureau, U.S. Department of Commerce. "Financial Characteristics for Housing Units With a Mortgage." *American Community Survey, ACS 5-Year Estimates Subject Tables, Table S2506*, [https://data.census.gov/table/ACSST5Y2023.S2506?t=Income+\(Households,+Families,+Individuals\)&g=060XX00US4200333592](https://data.census.gov/table/ACSST5Y2023.S2506?t=Income+(Households,+Families,+Individuals)&g=060XX00US4200333592). Accessed on 7 Jul 2025.
 -
- **Employed Status**
- U.S. Census Bureau, U.S. Department of Commerce. "Selected Economic Characteristics." *American Community Survey, ACS 5-Year Estimates Data Profiles, Table DP03*, <https://data.census.gov/table/ACSDP5Y2023.DP03?t=Employment+and+Labor+Force+Status&g=060XX00US4200333592>. Accessed on 7 Jul 2025.
 -
- **Race/Ethnic Background 2020**

- U.S. Census Bureau. "RACE." *Decennial Census, DEC Redistricting Data (PL 94-171), Table P1*, <https://data.census.gov/table/DECENNIALPL2020.P1?g=060XX00US4200333592>. Accessed on 7 Jul 2025.
 -
- **Gender**
 - U.S. Census Bureau, U.S. Department of Commerce. "Age and Sex." *American Community Survey, ACS 5-Year Estimates Subject Tables, Table S0101*, <https://data.census.gov/table/ACSST5Y2023.S0101?g=060XX00US4200333592>. Accessed on 7 Jul 2025.
 -
 - **Education**
 - **Refer to data sets**
 - U.S. Census Bureau, U.S. Department of Commerce. "Educational Attainment." *American Community Survey, ACS 5-Year Estimates Subject Tables, Table S1501*, <https://data.census.gov/table/ACSST5Y2023.S1501?t=Education&g=060XX00US4200333592&moe=false>. Accessed on 7 Jul 2025.
 -
 - **Class of Worker**
 - U.S. Census Bureau, U.S. Department of Commerce. "Selected Economic Characteristics." *American Community Survey, ACS 5-Year Estimates Data Profiles, Table DP03*, <https://data.census.gov/table/ACSDP5Y2023.DP03?t=Employment+and+Labor+Force+Status&g=060XX00US4200333592>. Accessed on 7 Jul 2025.
 -
 - **Occupation Sector**
 - U.S. Census Bureau, U.S. Department of Commerce. "Selected Economic Characteristics." *American Community Survey, ACS 5-Year Estimates Data Profiles, Table DP03*, <https://data.census.gov/table/ACSDP5Y2023.DP03?t=Employment+and+Labor+Force+Status&g=060XX00US4200333592>. Accessed on 7 Jul 2025.
 -
 - **Industry**
 - U.S. Census Bureau, U.S. Department of Commerce. "Selected Economic Characteristics." *American Community Survey, ACS 5-Year Estimates Data Profiles, Table DP03*, <https://data.census.gov/table/ACSDP5Y2023.DP03?t=Employment+and+Labor+Force+Status&g=060XX00US4200333592>. Accessed on 7 Jul 2025.
 -
 - **Median earnings gender**
 - **Male: 52306**
 - **Female: 37262**
 - U.S. Census Bureau, U.S. Department of Commerce. "Earnings in the Past 12 Months (in 2023 Inflation-Adjusted Dollars)." *American Community Survey, ACS 5-Year Estimates Subject Tables, Table S2001*,

[https://data.census.gov/table/ACSST5Y2023.S2001?t=Income+\(Households,+Families,+Individuals\)&g=060XX00US4200333592](https://data.census.gov/table/ACSST5Y2023.S2001?t=Income+(Households,+Families,+Individuals)&g=060XX00US4200333592). Accessed on 7 Jul 2025.

-

Oakdale

- **Populations 2023**

- 1,475

- U.S. Census Bureau. "RACE." *Decennial Census, DEC Redistricting Data (PL 94-171), Table P1*, <https://data.census.gov/table/DECENNIALPL2020.P1?g=060XX00US4200355840>. Accessed on 7 Jul 2025.

-

- **Median age**

- **44.6**

- U.S. Census Bureau, U.S. Department of Commerce. "Age and Sex." *American Community Survey, ACS 5-Year Estimates Subject Tables, Table S0101*, <https://data.census.gov/table/ACSST5Y2023.S0101?g=060XX00US4200355840>. Accessed on 7 Jul 2025.

-

- **Poverty Rate**

- **8.4%**

- U.S. Census Bureau, U.S. Department of Commerce. "Poverty Status in the Past 12 Months." *American Community Survey, ACS 5-Year Estimates Subject Tables, Table S1701*, <https://data.census.gov/table/ACSST5Y2023.S1701?g=060XX00US4200355840>. Accessed on 7 Jul 2025.

-

- **Median household income**

- **\$94,107**

- U.S. Census Bureau, U.S. Department of Commerce. "Income in the Past 12 Months (in 2023 Inflation-Adjusted Dollars)." *American Community Survey, ACS 5-Year Estimates Subject Tables, Table S1901*, <https://data.census.gov/table/ACSST5Y2023.S1901?g=060XX00US4200355840>. Accessed on 7 Jul 2025.

-

- **Median Property Value**

- 210900

- U.S. Census Bureau, U.S. Department of Commerce. "Financial Characteristics for Housing Units With a Mortgage." *American Community Survey, ACS 5-Year Estimates Subject Tables, Table S2506*, <https://data.census.gov/table/ACSST5Y2023.S2506?t=Housing+Value+and+Purchase+Price&g=060XX00US4200355840>. Accessed on 7 Jul 2025.

-

- **Employed Status**

- U.S. Census Bureau, U.S. Department of Commerce. "Selected Economic Characteristics." *American Community Survey, ACS 5-Year Estimates Data Profiles, Table DP03*,
<https://data.census.gov/table/ACSDP5Y2023.DP03?t=Employment+and+Labor+Force+Status&g=060XX00US4200355840>. Accessed on 7 Jul 2025.

-

- **Race/Ethnic Background 2020**

- U.S. Census Bureau. "RACE." *Decennial Census, DEC Redistricting Data (PL 94-171), Table P1*,
<https://data.census.gov/table/DECENNIALPL2020.P1?g=060XX00US4200355840>. Accessed on 7 Jul 2025.

-

- **Gender**

- U.S. Census Bureau, U.S. Department of Commerce. "Age and Sex." *American Community Survey, ACS 5-Year Estimates Subject Tables, Table S0101*,
<https://data.census.gov/table/ACSST5Y2023.S0101?g=060XX00US4200355840>. Accessed on 7 Jul 2025.

-

- **Education**

- U.S. Census Bureau, U.S. Department of Commerce. "Educational Attainment." *American Community Survey, ACS 5-Year Estimates Subject Tables, Table S1501*,
<https://data.census.gov/table/ACSST5Y2023.S1501?t=Education&g=060XX00US4200355840&moe=false>. Accessed on 7 Jul 2025.

-

- Refer to data sets

- **Class of Worker**

- U.S. Census Bureau, U.S. Department of Commerce. "Selected Economic Characteristics." *American Community Survey, ACS 5-Year Estimates Data Profiles, Table DP03*,
<https://data.census.gov/table/ACSDP5Y2023.DP03?t=Employment+and+Labor+Force+Status&g=060XX00US4200355840>. Accessed on 7 Jul 2025.

-

- **Occupation Sector**

- U.S. Census Bureau, U.S. Department of Commerce. "Selected Economic Characteristics." *American Community Survey, ACS 5-Year Estimates Data Profiles, Table DP03*,
<https://data.census.gov/table/ACSDP5Y2023.DP03?t=Employment+and+Labor+Force+Status&g=060XX00US4200355840>. Accessed on 7 Jul 2025.

-

- **Industry**

- U.S. Census Bureau, U.S. Department of Commerce. "Selected Economic Characteristics." *American Community Survey, ACS 5-Year Estimates Data Profiles, Table DP03*,

<https://data.census.gov/table/ACSDP5Y2023.DP03?t=Employment+and+Labor+Force+Status&g=060XX00US4200355840>. Accessed on 7 Jul 2025.

○

- Median earnings gender
 - Male 53393
 - Female 48917
- U.S. Census Bureau, U.S. Department of Commerce. "Earnings in the Past 12 Months (in 2023 Inflation-Adjusted Dollars)." *American Community Survey, ACS 5-Year Estimates Subject Tables, Table S2001*, <https://data.census.gov/table/ACSST5Y2023.S2001?t=Income+and+Earnings&g=060XX00US4200355840>. Accessed on 7 Jul 2025.

Scott Township

- Populations 2023
 - 17,649
- U.S. Census Bureau. "RACE." *Decennial Census, DEC Redistricting Data (PL 94-171), Table P1*, <https://data.census.gov/table/DECENNIALPL2020.P1?g=060XX00US4200368388>. Accessed on 7 Jul 2025.
- Median age
 - 42.4
- U.S. Census Bureau, U.S. Department of Commerce. "Age and Sex." *American Community Survey, ACS 5-Year Estimates Subject Tables, Table S0101*, <https://data.census.gov/table/ACSST5Y2023.S0101?t=Age+and+Sex&g=060XX00US4200368388>. Accessed on 7 Jul 2025.
-
- Poverty Rate
 - 5.4%
- U.S. Census Bureau, U.S. Department of Commerce. "Poverty Status in the Past 12 Months." *American Community Survey, ACS 5-Year Estimates Subject Tables, Table S1701*, <https://data.census.gov/table/ACSST5Y2023.S1701?t=Income+and+Poverty&g=060XX00US4200368388>. Accessed on 7 Jul 2025.
-
- Median household income
 - 87228
- U.S. Census Bureau, U.S. Department of Commerce. "Income in the Past 12 Months (in 2023 Inflation-Adjusted Dollars)." *American Community Survey, ACS 5-Year Estimates Subject Tables, Table S1901*, <https://data.census.gov/table/ACSST5Y2023.S1901?g=060XX00US4200368388>. Accessed on 7 Jul 2025.
-
- Median Property Value
 - 230100

- U.S. Census Bureau, U.S. Department of Commerce. "Financial Characteristics for Housing Units With a Mortgage." *American Community Survey, ACS 5-Year Estimates Subject Tables, Table S2506*, <https://data.census.gov/table/ACSST5Y2023.S2506?t=Housing+Value+and+Purchase+Price&g=060XX00US4200368388>. Accessed on 7 Jul 2025.

○

- **Employed Status**

- U.S. Census Bureau, U.S. Department of Commerce. "Selected Economic Characteristics." *American Community Survey, ACS 5-Year Estimates Data Profiles, Table DP03*, <https://data.census.gov/table/ACSDP5Y2023.DP03?t=Employment+and+Labor+Force+Status&g=060XX00US4200368388>. Accessed on 7 Jul 2025.

○

- **Race/Ethnic Background 2020**

- U.S. Census Bureau. "RACE." *Decennial Census, DEC Redistricting Data (PL 94-171), Table P1*, <https://data.census.gov/table/DECENNIALPL2020.P1?g=060XX00US4200368388>. Accessed on 7 Jul 2025.

○

- **Gender**

- Refer to data sets

- U.S. Census Bureau, U.S. Department of Commerce. "Age and Sex." *American Community Survey, ACS 5-Year Estimates Subject Tables, Table S0101*, <https://data.census.gov/table/ACSST5Y2023.S0101?g=060XX00US4200368388&moe=false>. Accessed on 7 Jul 2025.

○

- **Education**

- Refer to data sets

- U.S. Census Bureau, U.S. Department of Commerce. "Educational Attainment." *American Community Survey, ACS 5-Year Estimates Subject Tables, Table S1501*, <https://data.census.gov/table/ACSST5Y2023.S1501?t=Education&g=060XX00US4200368388&moe=false>. Accessed on 7 Jul 2025.

○

- **Class of Worker**

- U.S. Census Bureau, U.S. Department of Commerce. "Selected Economic Characteristics." *American Community Survey, ACS 5-Year Estimates Data Profiles, Table DP03*, <https://data.census.gov/table/ACSDP5Y2023.DP03?t=Employment+and+Labor+Force+Status&g=060XX00US4200368388>. Accessed on 7 Jul 2025.

•

- **Occupation Sector**

- U.S. Census Bureau, U.S. Department of Commerce. "Selected Economic Characteristics." *American Community Survey, ACS 5-Year Estimates Data Profiles, Table DP03*,

<https://data.census.gov/table/ACSDP5Y2023.DP03?t=Employment+and+Labor+Force+Status&g=060XX00US4200368388>. Accessed on 7 Jul 2025.

-
- **Industry**
- U.S. Census Bureau, U.S. Department of Commerce. "Selected Economic Characteristics." *American Community Survey, ACS 5-Year Estimates Data Profiles, Table DP03*, <https://data.census.gov/table/ACSDP5Y2023.DP03?t=Employment+and+Labor+Force+Status&g=060XX00US4200368388>. Accessed on 7 Jul 2025.
-
- **Median earnings gender**
 - Male: 62093
 - Female: 53639
- U.S. Census Bureau, U.S. Department of Commerce. "Earnings in the Past 12 Months (in 2023 Inflation-Adjusted Dollars)." *American Community Survey, ACS 5-Year Estimates Subject Tables, Table S2001*, <https://data.census.gov/table/ACSST5Y2023.S2001?g=060XX00US4200368388>. Accessed on 7 Jul 2025.

South Fayette

- **Populations 2023**
 - 18,358
- **Median age**
 - 41.4
- U.S. Census Bureau, U.S. Department of Commerce. "Age and Sex." *American Community Survey, ACS 5-Year Estimates Subject Tables, Table S0101*, <https://data.census.gov/table/ACSST5Y2023.S0101?g=060XX00US4200372160>. Accessed on 7 Jul 2025.
 -
- **Poverty Rate**
 - 3.3
- U.S. Census Bureau, U.S. Department of Commerce. "Poverty Status in the Past 12 Months." *American Community Survey, ACS 5-Year Estimates Subject Tables, Table S1701*, <https://data.census.gov/table/ACSST5Y2023.S1701?g=060XX00US4200372160>. Accessed on 7 Jul 2025.
 -
- **Median household income**
 - 121,737
- U.S. Census Bureau, U.S. Department of Commerce. "Income in the Past 12 Months (in 2023 Inflation-Adjusted Dollars)." *American Community Survey, ACS 5-Year Estimates Subject Tables, Table S1901*, <https://data.census.gov/table/ACSST5Y2023.S1901?g=060XX00US4200372160>. Accessed on 7 Jul 2025.

-
- Median Property Value
 - 322700
- U.S. Census Bureau, U.S. Department of Commerce. "Selected Housing Characteristics." *American Community Survey, ACS 5-Year Estimates Data Profiles, Table DP04*, [https://data.census.gov/table/ACSDP5Y2023.DP04?t=Owner/Renter+\(Householder\)+Characteristics&g=060XX00US4200372160](https://data.census.gov/table/ACSDP5Y2023.DP04?t=Owner/Renter+(Householder)+Characteristics&g=060XX00US4200372160). Accessed on 7 Jul 2025.
 -
- Employed Status
- U.S. Census Bureau, U.S. Department of Commerce. "Selected Economic Characteristics." *American Community Survey, ACS 5-Year Estimates Data Profiles, Table DP03*, <https://data.census.gov/table/ACSDP5Y2023.DP03?t=Employment+and+Labor+Force+Status&g=060XX00US4200372160>. Accessed on 7 Jul 2025.
-
- Race/Ethnic Background 2020
- U.S. Census Bureau. "RACE." *Decennial Census, DEC Redistricting Data (PL 94-171), Table P1*, <https://data.census.gov/table/DECENNIALPL2020.P1?g=060XX00US4200372160>. Accessed on 7 Jul 2025.
 -
- Gender
- U.S. Census Bureau, U.S. Department of Commerce. "Age and Sex." *American Community Survey, ACS 5-Year Estimates Subject Tables, Table S0101*, <https://data.census.gov/table/ACSST5Y2023.S0101?g=060XX00US4200372160>. Accessed on 7 Jul 2025.
 -
- Education
 - Refer to data sets
- U.S. Census Bureau, U.S. Department of Commerce. "Educational Attainment." *American Community Survey, ACS 5-Year Estimates Subject Tables, Table S1501*, <https://data.census.gov/table/ACSST5Y2023.S1501?t=Education&g=060XX00US4200372160&moe=false>. Accessed on 7 Jul 2025.
 -
- Class of Worker
- U.S. Census Bureau, U.S. Department of Commerce. "Selected Economic Characteristics." *American Community Survey, ACS 5-Year Estimates Data Profiles, Table DP03*, <https://data.census.gov/table/ACSDP5Y2023.DP03?t=Employment+and+Labor+Force+Status&g=060XX00US4200372160>. Accessed on 7 Jul 2025.
-
- Occupation Sector

- U.S. Census Bureau, U.S. Department of Commerce. "Selected Economic Characteristics." *American Community Survey, ACS 5-Year Estimates Data Profiles, Table DP03*, <https://data.census.gov/table/ACSDP5Y2023.DP03?t=Employment+and+Labor+Force+Status&g=060XX00US4200372160>. Accessed on 7 Jul 2025.
-
- **Industry**
- U.S. Census Bureau, U.S. Department of Commerce. "Selected Economic Characteristics." *American Community Survey, ACS 5-Year Estimates Data Profiles, Table DP03*, <https://data.census.gov/table/ACSDP5Y2023.DP03?t=Employment+and+Labor+Force+Status&g=060XX00US4200372160>. Accessed on 7 Jul 2025.
-
- **Median earnings gender**
- **99918 male**
- **70543 female**
- U.S. Census Bureau, U.S. Department of Commerce. "Earnings in the Past 12 Months (in 2023 Inflation-Adjusted Dollars)." *American Community Survey, ACS 5-Year Estimates Subject Tables, Table S2001*, <https://data.census.gov/table/ACSST5Y2023.S2001?t=Income+and+Earnings&g=060XX00US4200372160&moe=false>. Accessed on 7 Jul 2025.

Upper St. Clair

- **Populations 2023**
 - **21,160**
- U.S. Census Bureau. "RACE." *Decennial Census, DEC Redistricting Data (PL 94-171), Table P1*, <https://data.census.gov/table/DECENNIALPL2020.P1?g=060XX00US4200379274>. Accessed on 7 Jul 2025.
-
- **Median age**
 - **43.9**
 - U.S. Census Bureau, U.S. Department of Commerce. "Age and Sex." *American Community Survey, ACS 5-Year Estimates Subject Tables, Table S0101*, <https://data.census.gov/table/ACSST5Y2023.S0101?g=060XX00US4200379274&moe=false>. Accessed on 7 Jul 2025.
 -
- **Poverty Rate**
 - **2.9%**
- U.S. Census Bureau, U.S. Department of Commerce. "Poverty Status in the Past 12 Months." *American Community Survey, ACS 5-Year Estimates Subject Tables, Table S1701*, <https://data.census.gov/table/ACSST5Y2023.S1701?g=060XX00US4200379274>. Accessed on 7 Jul 2025.

-
- Median household income
 - **\$151,563**
- U.S. Census Bureau, U.S. Department of Commerce. "Income in the Past 12 Months (in 2023 Inflation-Adjusted Dollars)." *American Community Survey, ACS 5-Year Estimates Subject Tables, Table S1901*, <https://data.census.gov/table/ACSST5Y2023.S1901?g=060XX00US4200379274>. Accessed on 7 Jul 2025.
 -
- Median Property Value
 - 402400
- U.S. Census Bureau, U.S. Department of Commerce. "Financial Characteristics for Housing Units With a Mortgage." *American Community Survey, ACS 5-Year Estimates Subject Tables, Table S2506*, <https://data.census.gov/table/ACSST5Y2023.S2506?t=Housing+Value+and+Purchase+Price&g=060XX00US4200379274>. Accessed on 7 Jul 2025.
 -
 -
- **Employed Status**
- U.S. Census Bureau, U.S. Department of Commerce. "Selected Economic Characteristics." *American Community Survey, ACS 5-Year Estimates Data Profiles, Table DP03*, <https://data.census.gov/table/ACSDP5Y2023.DP03?t=Employment+and+Labor+Force+Status&g=060XX00US4200379274>. Accessed on 7 Jul 2025.
 -
- **Race/Ethnic Background 2020**
- U.S. Census Bureau. "RACE." *Decennial Census, DEC Redistricting Data (PL 94-171), Table P1*, <https://data.census.gov/table/DECENNIALPL2020.P1?g=060XX00US4200379274>. Accessed on 7 Jul 2025.
 -
- **Gender**
- U.S. Census Bureau, U.S. Department of Commerce. "Age and Sex." *American Community Survey, ACS 5-Year Estimates Subject Tables, Table S0101*, <https://data.census.gov/table/ACSST5Y2023.S0101?g=060XX00US4200379274&mo=false>. Accessed on 7 Jul 2025.
 -
- **Education**
 - Refer to data sets
- U.S. Census Bureau, U.S. Department of Commerce. "Educational Attainment." *American Community Survey, ACS 5-Year Estimates Subject Tables, Table S1501*, <https://data.census.gov/table/ACSST5Y2023.S1501?t=Education&g=060XX00US4200379274>. Accessed on 7 Jul 2025.
 -

- **Class of Worker**

- U.S. Census Bureau, U.S. Department of Commerce. "Selected Economic Characteristics." *American Community Survey, ACS 5-Year Estimates Data Profiles, Table DP03*, <https://data.census.gov/table/ACSDP5Y2023.DP03?t=Employment+and+Labor+Force+Status&g=060XX00US4200379274>. Accessed on 7 Jul 2025.

-

- **Occupation Sector**

- U.S. Census Bureau, U.S. Department of Commerce. "Selected Economic Characteristics." *American Community Survey, ACS 5-Year Estimates Data Profiles, Table DP03*, <https://data.census.gov/table/ACSDP5Y2023.DP03?t=Employment+and+Labor+Force+Status&g=060XX00US4200379274>. Accessed on 7 Jul 2025.

-

- **Industry**

- U.S. Census Bureau, U.S. Department of Commerce. "Selected Economic Characteristics." *American Community Survey, ACS 5-Year Estimates Data Profiles, Table DP03*, <https://data.census.gov/table/ACSDP5Y2023.DP03?t=Employment+and+Labor+Force+Status&g=060XX00US4200379274>. Accessed on 7 Jul 2025.

-

- **Median earnings gender**

- Male 103596
- Female 61137
-

- U.S. Census Bureau, U.S. Department of Commerce. "Earnings in the Past 12 Months (in 2023 Inflation-Adjusted Dollars)." *American Community Survey, ACS 5-Year Estimates Subject Tables, Table S2001*, [https://data.census.gov/table/ACSST5Y2023.S2001?t=Income+\(Households,+Families,+Individuals\)&g=060XX00US4200379274](https://data.census.gov/table/ACSST5Y2023.S2001?t=Income+(Households,+Families,+Individuals)&g=060XX00US4200379274). Accessed on 7 Jul 2025.

-

Labor Market and Employment Trends

Core Economic Indicators

Industry Sector Analysis

Overview

Contribution to local economy

Employment and Business Performance

Emerging trends and innovations

Growth Opportunities

Key Challenges or Constraints

Local case studies/success stories

Media and Communications Landscape

Current Platforms and Outreach

Traditional Media Usage and Costs

Business Climate and Stakeholder Insights

Survey Results and Community Feedback

Advertising Environment

The advertising landscape within the South West Regional Chamber of Commerce's service area is shaped by a diverse mix of traditional and digital media channels. With a blend of suburban business corridors and rapidly growing commercial hubs, the region supports a broad spectrum of advertising opportunities for small businesses, mid-sized firms, and regional developers.

Current Advertising Outlets

Businesses operating in Bridgeville and the greater South West Pittsburgh region leverage the following primary advertising platforms:

- **Local Print Media:** Community newspapers such as *The Almanac*, *Observer-Reporter*, and *Tribune-Review* remain important for targeting local households and older demographics. These outlets provide ad space in both newsprint and online editions.

- **Chamber Publications:** The South West Regional Chamber offers advertising opportunities through its newsletters, annual membership directories, event programs (e.g., Community Outlook and Business Expos), and digital communications. These channels provide targeted exposure to a regional business audience.
- **Radio and Local Cable:** Stations such as KDKA, WESA, and Comcast local cable provide localized radio and television ad slots, particularly effective for brand awareness campaigns and public service advertising.
- **Outdoor and Transit Media:** Billboards along Route 50, I-79, and key commercial arteries offer strong visibility for regional campaigns. Additionally, South Hills Area Council of Governments (SHACOG) jurisdictions offer transit shelter and bus advertising in limited zones.
- **Digital Marketing Platforms:** Social media advertising (primarily Facebook, Instagram, and LinkedIn), local influencer partnerships, and search engine marketing have gained traction, particularly for small businesses and start-ups. Google Ads and localized SEO strategies are increasingly used by service-based firms and retail.
- **Event Sponsorships and Onsite Branding:** High-visibility sponsorships at Chamber events, municipal festivals, and business expos serve as both brand promotion and community engagement opportunities.

Typical Advertising Costs

Advertising expenditures vary based on media type, distribution scale, and campaign duration. Below is a general overview of current pricing trends (as of mid-2025):

Advertising Medium	Estimated Cost Range
Local Newspaper Ad (1/4 page)	\$150 – \$400 per issue
Chamber E-Newsletter Banner	\$100 – \$250 per issue
Event Sponsorship (Chamber)	\$500 – \$5,000+ (based on tier)
Billboard (Route 50/I-79)	\$850 – \$2,000 per 4-week cycle
Local Radio (30-sec spot)	\$100 – \$350 per airing
Social Media Ad Campaign	\$200 – \$1,000/month (depending on targeting)
Google PPC (local targeting)	\$1.50 – \$3.00 per click (avg.)
Local Cable TV Spot	\$250 – \$1,000 per slot (30 seconds)

Competitive Positioning & Regional Benchmarking

Comparison to Peer Regions

Identified Gaps and Competitive Challenges

Local Strengths and Unique Assets

Policy, Infrastructure, & Business Environment

Certainly. Here's a more formal and professionally refined version of the two sections, tailored for inclusion in a **Market Report Analysis**:

Regulatory and Policy Overview

The South West Regional Chamber of Commerce (SWRCC), headquartered in Bridgeville, Pennsylvania, serves as a regional advocate for businesses across Allegheny and Washington counties. The Chamber plays a critical role in monitoring and responding to evolving regulatory landscapes at the local, state, and federal levels, ensuring that the interests of its member businesses are effectively represented.

Key Areas of Engagement:

- **Zoning and Land Use Policy:** The Chamber maintains active engagement with local municipalities, including the Borough of Bridgeville and neighboring communities, to ensure that zoning ordinances and land-use regulations support sustainable commercial and mixed-use development.
- **State Economic and Tax Incentives:** SWRCC provides guidance to businesses on accessing state-level economic development programs and incentives. This includes collaboration with organizations such as Allegheny County Economic Development (ACED) and participation in initiatives like Allegheny Together.
- **Regulatory Compliance and Education:** The Chamber organizes regular policy briefings, compliance workshops, and annual luncheons featuring municipal and state officials. These events are designed to keep members informed of changes in permitting processes, tax codes, environmental regulations, and workforce laws.
- **Legislative Advocacy:** Operating in a nonpartisan capacity, the Chamber advocates for policies that promote a pro-business environment. This includes lobbying efforts on issues related to infrastructure investment, business taxation, workforce development, broadband access, and innovation.

Infrastructure and Development Projects

Infrastructure investment and development initiatives are central to the South West Regional Chamber of Commerce's mission to foster economic growth and enhance regional competitiveness. The Chamber serves as a key facilitator in advancing strategic projects across its multi-municipal service area, which includes Bridgeville, South Fayette, Upper St. Clair, Collier, and other surrounding communities.

Notable Initiatives and Priorities:

- **Community Outlook Forums:** The Chamber hosts annual forums that convene local government leaders, developers, and business stakeholders to provide updates on capital improvement plans, land development proposals, public safety enhancements, and municipal infrastructure investments. These sessions foster alignment on regional growth priorities.
- **Revitalization and Adaptive Reuse:** The Chamber's headquarters—a restored 110-year-old West Penn Power substation—stands as a model for adaptive reuse and sustainable development. This project, completed through private sector collaboration, demonstrates the potential for integrating historical preservation with modern functionality.
- **Transportation and Mobility Enhancements:** SWRCC advocates for critical infrastructure improvements along key commercial corridors, including the Route 50 and I-79 interchange. Priorities include road widening, signalization, pedestrian safety, and multi-modal transit integration to improve commuter and freight movement.
- **Utility and Broadband Expansion:** In partnership with county and municipal agencies, the Chamber supports infrastructure investments in broadband connectivity, stormwater management, and energy efficiency. These projects are vital for business retention, workforce attraction, and community resilience.
- **Regional Development Strategy:** Following the 2023 merger with the South Hills Chamber of Commerce, SWRCC expanded its reach and influence, enabling broader coordination on regional development strategies. This includes support for commercial and residential mixed-use developments, industrial parks, and workforce housing initiatives.
- **Public-Private Collaboration:** The Chamber actively cultivates public-private partnerships (PPPs) that align municipal planning with private investment. These efforts accelerate project timelines and leverage shared resources to implement infrastructure upgrades, community centers, and innovation districts.

Through its leadership in infrastructure planning and policy advocacy, the South West Regional Chamber of Commerce positions the region for long-term economic sustainability and competitiveness.

Chamber Advocacy Priorities

Strategic Opportunities and Recommendations

Short Term Actions

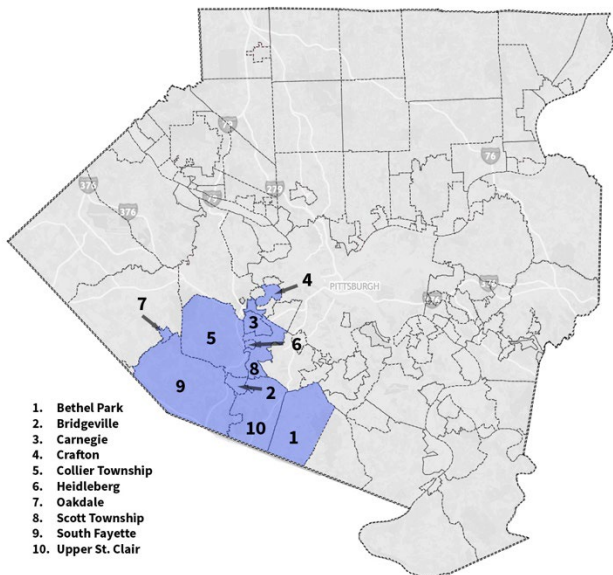
Long Term Strategies

Partnership and Collaboration Opportunities

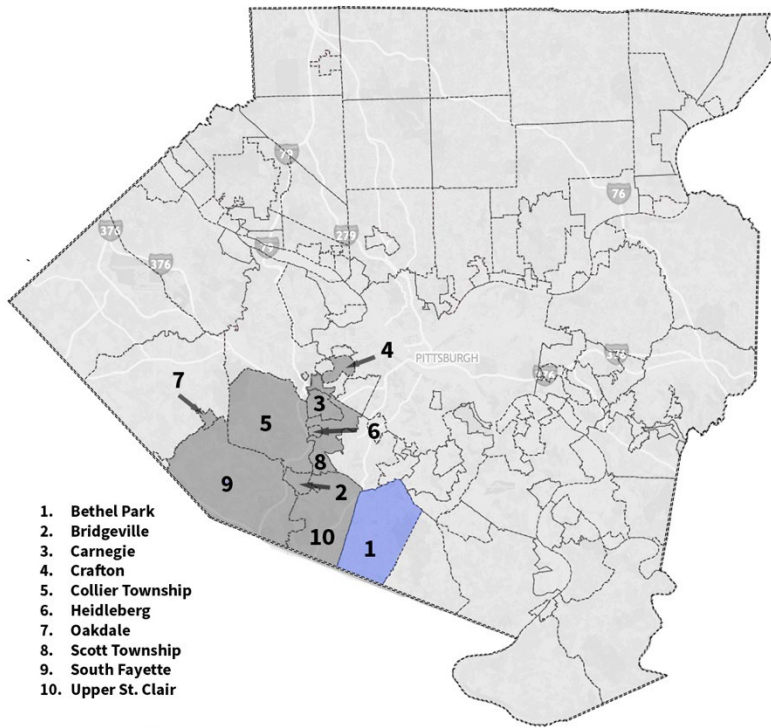
Conclusion

Appendices

Big Ten

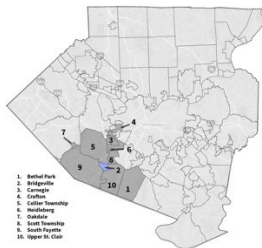


Bethel Park

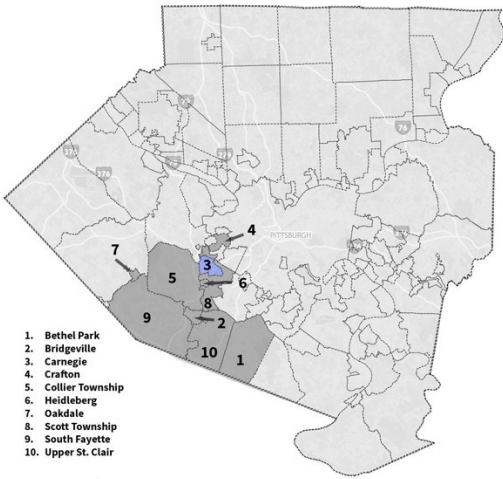


1. Bethel Park
2. Bridgeville
3. Carnegie
4. Crafton
5. Collier Township
6. Heidelberg
7. Oakdale
8. Scott Township
9. South Fayette
10. Upper St. Clair

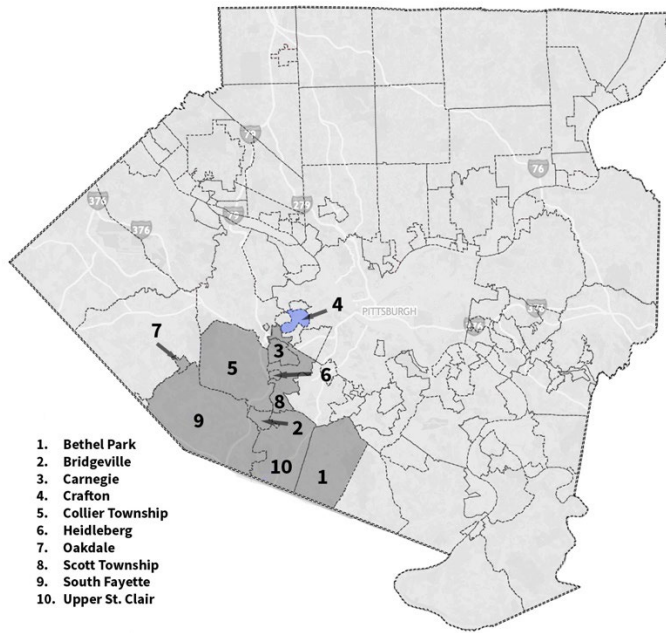
Bridgeville



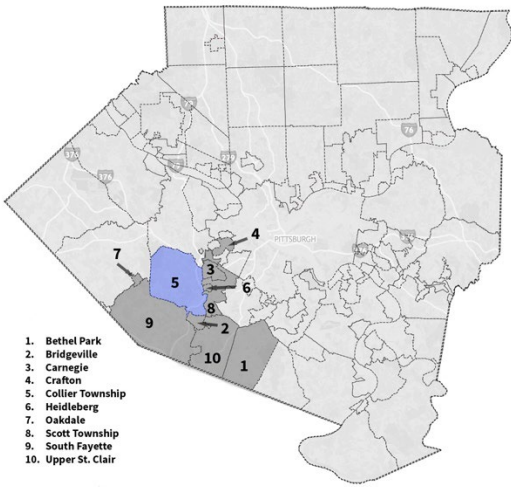
Carnegie



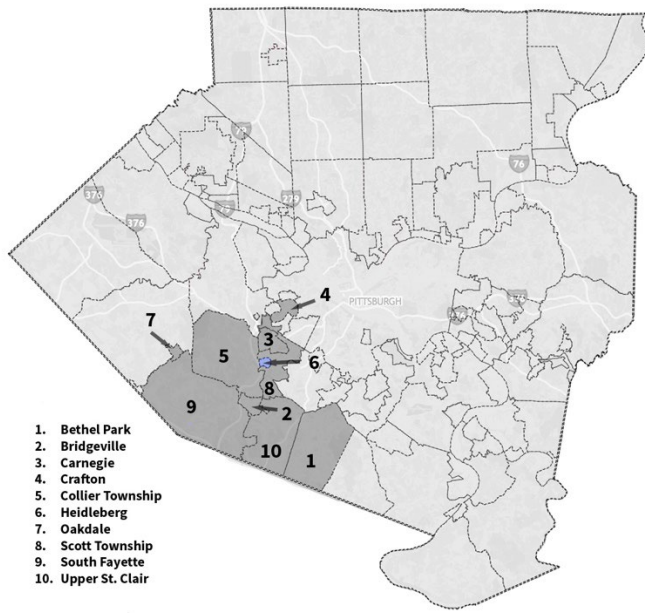
Crafton



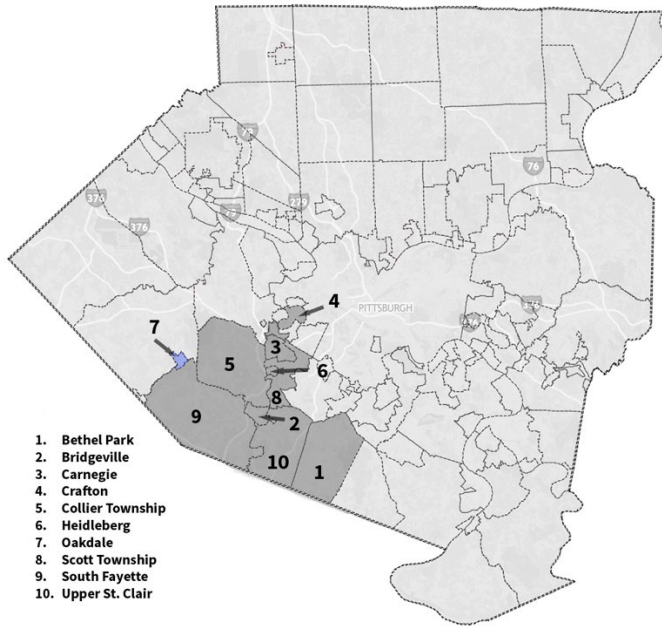
Collier



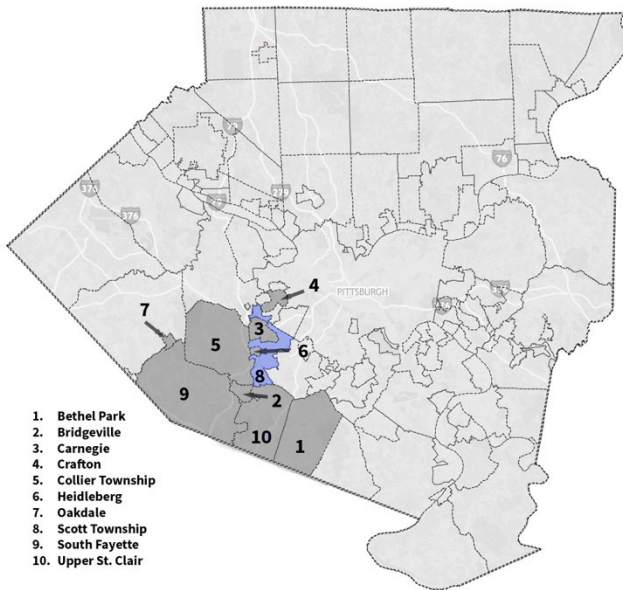
Heidelberg



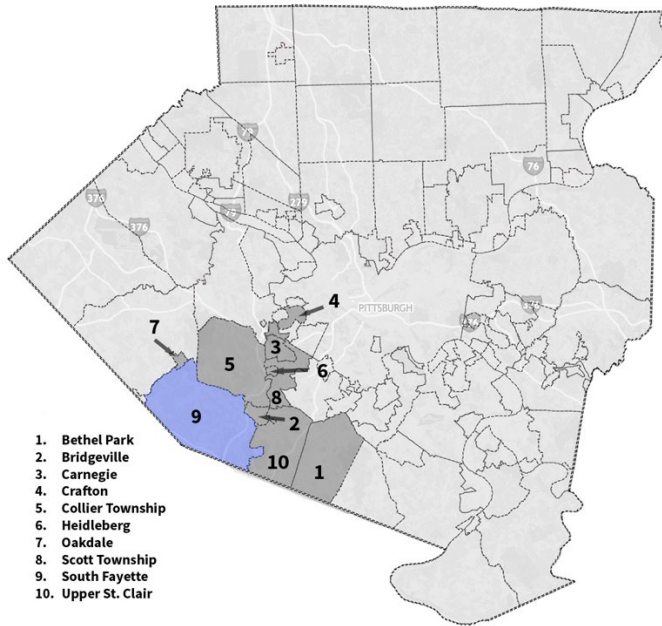
Oakdale



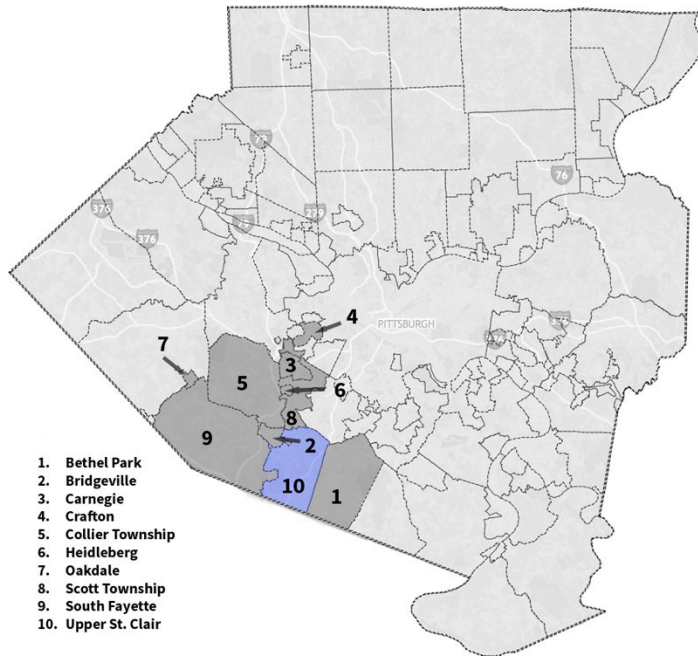
Scott Township



South Fayette



Upper St. Clair



PA County Map

